

# Determining Individual Substantial Response in Amyotrophic Lateral Sclerosis: Utilizing a New Method on CENTAUR Trial Results

Poster i185

Lahar Mehta,<sup>1</sup> Yuehui Wu,<sup>1</sup> Jamie Timmons,<sup>1</sup> Sabrina Paganoni,<sup>2,3</sup> Merit E. Cudkovic<sup>2</sup>

<sup>1</sup>Amylyx Pharmaceuticals, Inc., Cambridge, MA, USA; <sup>2</sup>Sean M. Healey and AMG Center for ALS & the Neurological Clinical Research Institute, Massachusetts General Hospital, Harvard Medical School, Boston, MA, USA; <sup>3</sup>Spaulding Rehabilitation Hospital, Harvard Medical School, Boston, MA, USA



## BACKGROUND

- In the CENTAUR study, an oral coformulation of sodium phenylbutyrate (PB) and ursodiolcoltaurine (TURSO) was associated with significantly slower functional decline as measured by the Amyotrophic Lateral Sclerosis Functional Rating Scale–Revised (ALSFRS-R) and significantly longer overall survival in participants with amyotrophic lateral sclerosis (ALS).<sup>1,2</sup> Similar adverse event rates were observed with PB and TURSO and placebo groups in the randomized placebo-controlled phase (RCP)<sup>1</sup>
- In addition to the CENTAUR primary analysis, which evaluated response as a mean group effect, evaluation of individual responses to active treatment versus placebo can also be informative. However, determining whether individual participants have a substantial response to a therapy is a challenge in ALS due to variable and rapid disease progression and the current lack of a universal definition for a "responder" in ALS clinical trials
- The prebaseline ALSFRS-R progression rate ( $\Delta$ FS) is an independent predictor of survival and a reliable prognostic biomarker of ALS disease progression.<sup>3</sup>  $\Delta$ FS frequently underestimates ALSFRS-R decline in clinical trials, providing a conservative individual benchmark for comparing rate of disease progression before and after initiation of treatment with study drug in a clinical trial<sup>3-7</sup>

## METHODS

Post hoc analysis of CENTAUR, a phase 2, multicenter study in adults with ALS encompassing a 6-month RCP and an open-label, long-term follow-up phase (OLP) (NCT03127514).<sup>1,2</sup>

### Primary objectives

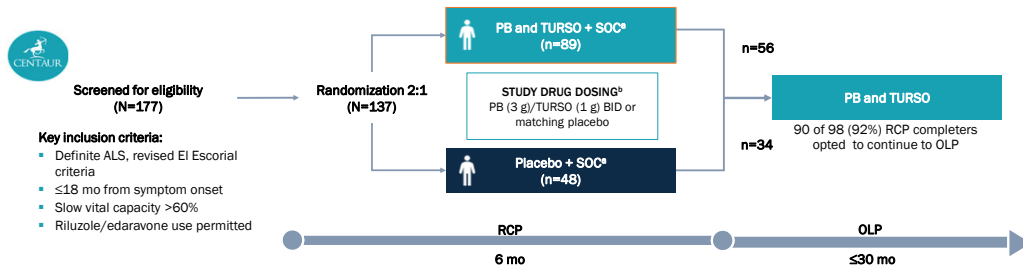
- Describe a new method of evaluating substantial individual response by comparing rate of disease progression before and after initiation of treatment with study drug and apply this method to data from the CENTAUR study RCP

BID, twice daily; SOC, standard of care.

<sup>a</sup>77% of participants were on riluzole or edaravone at or prior to study entry.

<sup>b</sup>Participants received PB and TURSO or matching placebo once per day for the first 3 weeks and then escalated to PB and TURSO or matching placebo BID thereafter.

Fig 1. CENTAUR study design<sup>1,2,8</sup>



## Post hoc substantial individual response analysis

- Performed comparing prebaseline ALSFRS-R progression rate ( $\Delta$ FS) vs rate of change on study drug at week 18
- Rate of change on study drug was calculated as:

$$\text{Rate of change} = \frac{\text{ALSFRRS-R (Week 0 [study baseline])} - \text{ALSFRRS-R (at Week 18)}}{\text{Time}}$$

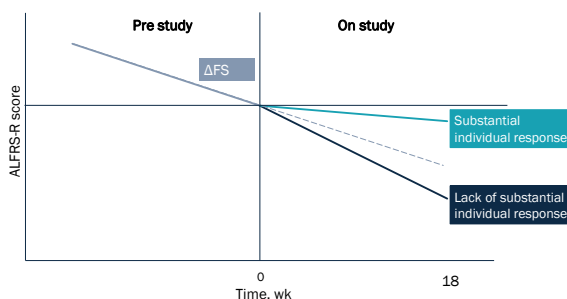
### Substantial individual response in slowing ALS progression

Participants whose actual rate of change in the ALSFRS-R at week 18 was less than their own prebaseline progression rate ( $\Delta$ FS) (Fig 2)

### Lack of substantial individual response in slowing ALS progression

Participants whose actual rate of change in the ALSFRS-R at week 18 was greater than or equal to their own prebaseline progression rate ( $\Delta$ FS) (Fig 2). Participants who died before Week 18 or withdrew before Week 12 were included in this group

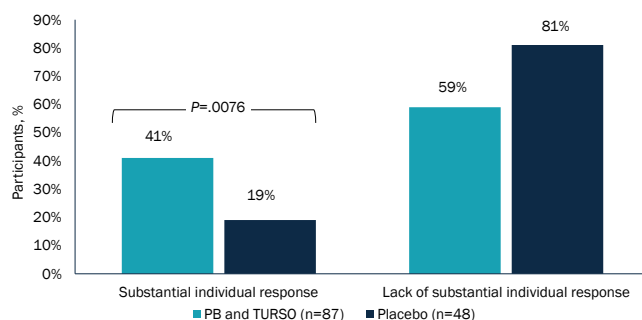
Fig 2. Example: comparing rate of disease progression before study entry and at 18 weeks on study<sup>3</sup>



## RESULTS

- Substantial individual response was observed in a greater proportion of participants receiving PB and TURSO (41%; 95% CI, 31%–52%) versus placebo (19%; 95% CI, 8%–30%); odds ratio, 3.06; 95% CI, 1.32–7.09;  $P=.0076$ <sup>8</sup>

Fig 3. Individual response by treatment group<sup>8</sup>



## CONCLUSIONS

- Comparing prebaseline ALSFRS-R progression rate versus rate of change on study drug provides a personalized metric to determine substantial individual response in ALS
- Application of this new method to CENTAUR data demonstrates a greater proportion of participants with a substantial individual response in the PB and TURSO group versus placebo
- Use of this method in ongoing and future studies may provide a conservative method to estimate treatment effect and enable greater personalization and analysis of individual response in ALS

### Disclosures and Acknowledgements

SP reports research grants from Amylyx, Revaliesio Corporation, Ra Pharma, Biohaven, Clene, Prilenia, The ALS Association, the American Academy of Neurology, ALS Finding a Cure, the Salah Foundation, the Spastic Paraplegia Foundation, and the Muscular Dystrophy Association, and consulting fees from Orion and Amylyx. MEC reports grants from Massachusetts General Hospital during the conduct of the study; grants from Clene Nanomedicine, Ra Pharma, Biohaven, and Prilenia; and consulting fees from Amylyx, Takeda, Biogen, Wave Life Sciences, QurAlis, Avexis, Disarm, ALSpharma, Helixmith, Orion, Transposon, Cytokinetics, and Immunity Pharma. LM, YW, and JT are employees of Amylyx Pharmaceuticals. The authors would like to thank the CENTAUR trial participants and their families and caregivers. Funding provided by Amylyx Pharmaceuticals. Editorial support provided by PRECISIONscientia, Yardley, PA.

### References

- Paganoni S, et al. *N Engl J Med*. 2020;383(10):919-930.
- Paganoni S, et al. *Muscle Nerve*. 2021;63:31-39.
- Kimura F, et al. *Neurology*. 2008;66:265-267.
- Kjællgaard A-L, et al. *BMC Neurology*. 2021;21:164.
- Labra J, et al. *J Neurol Neurosurg Psychiatry*. 2016;87:628-632.
- Thakore NJ, et al. *Muscle Nerve*. 2018;57:937-945.
- Writing Group: Edaravone (MCI-186) ALS 19 Study Group. *Lancet Neurol*. 2017;16:505-512.
- Amylyx data on file.

